
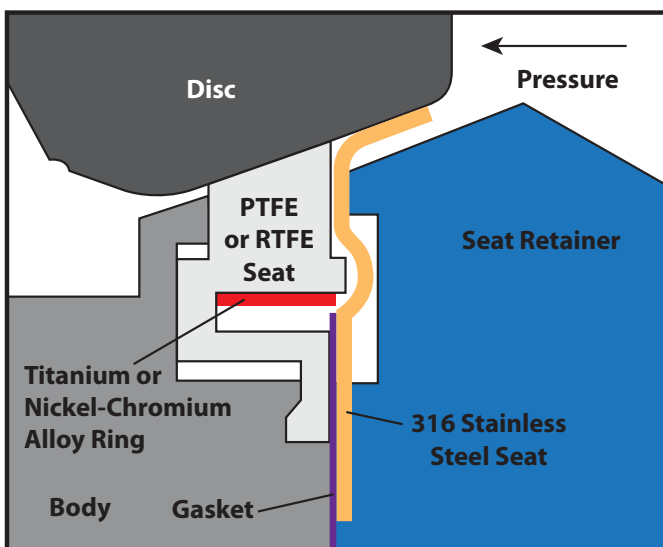


DeZURIK BTG TAIL GAS BUTTERFLY VALVES

Design and Construction


DeZURIK has specially designed the Tail Gas High Performance Butterfly Valve to meet the rigorous requirements of services where polymerization or solidification of media can prevent valve operation, including tail gas service in refinery sulfur recovery units, polymer processing or adhesive manufacturing.

DeZURIK standard High Performance Butterfly Valves are available with standard steam jackets for less rigorous requirements, but Tail Gas Valves include unique features which keep the valve at process temperature and protect critical bearing and seat areas. In addition to steam jacketing the body, internal steam passage ports are located near the upper and lower body bearings. These features prevent hydrogen sulfide and other media from solidifying, freezing the bearings, damaging the seat and preventing tight shutoff. NACE trim is standard (NACE MR0175) with 316 stainless steel bearing.



Steam Jacketed Body

To prevent hydrogen sulfide from solidifying, carbon steel or 316L stainless steel steam jackets are welded to carbon steel or 316 stainless steel bodies. The jacket is supplied with through holes for installation between mating pipe flanges. In addition, internal steam passage ports are located near the upper and lower cover assembly. The horizontal shaft installation prevents hydrogen sulfide and other media from solidifying, especially in the bearing area.



Corrosion Resistant Disc

If any moisture is present in the pipeline, hydrogen sulfide can react to form sulfuric acid. Stainless (Alloy 20, 316 stainless steel nickel coated heat treated) alloy materials are used to protect the disc from the chemical attack of sulfuric acid, maintaining shutoff integrity.

Actuator and Accessories Options

Actuator options include manual gears; PowerRac double-acting and spring-return actuators; spring diaphragm actuators, and G-Series cylinder actuators. A full complement of accessories are also available.

High Temperature Lubricant


A special high temperature lubricant is used between the packing and bearings, and between the shaft and lower cover assembly. The lubricant fills any voids preventing media from solidifying in the bearing and shaft areas, reducing the possibility of increased operating torque from the build up.

Bearing Seals

PFA/fluoropolymer seals are provided on the inside and outside diameters of the solid nickel stainless steel bearings to protect the bearings from process media.

Dual Seating Concept

Tail Gas Butterfly Valves incorporate the dual seat design which includes a primary seat of PTFE with either a Titanium or nickel-chromium alloy hoop stressed memory device. Reinforced PTFE (RTFE) seats are available for higher temperatures and greater cycle life. Both the primary and the secondary 316 stainless steel seat contacts the disc. If hydrogen sulfide or other media should start to solidify on the disc edge, the secondary metal seat wipes the disc edge, protecting the PTFE or RTFE seat.



Ordering

To order, simply complete the valve order code from information shown.
An ordering example is shown for your reference.

Valve Style

Give valve style code as follows:

BTG = Tail Gas Butterfly Valve

Valve Size

Give valve size code as follows:

3	=	3"	80mm	18	=	18"	450mm
4	=	4"	100mm	20	=	20"	500mm
6	=	6"	150mm	24	=	24"	600mm
8	=	8"	200mm	28	=	28"	700mm
10	=	10"	250mm	30	=	30"	750mm
12	=	12"	300mm	36	=	36"	900mm
14	=	14"	350mm	42	=	42"	1050mm
16	=	16"	400mm	48	=	48"	1200mm

End Style

Give end style code as follows:

W1 = Wafer ASME Class 150

W2 = Wafer ASME Class 300

Other end styles are available on application

Body Material

Give body material code as follows:

CS = Carbon Steel

S2 = 316 Stainless Steel

Packing

Give packing code as follows:

G1 = Carbon Graphite, to 700°F (370°C)

G2 = Flexible Graphite, to 1000°F (540°C)

Note: The limiting factor in valve selection is the lowest temperature of the packing or seat.

Trim Combination

Give disc, shaft, bearing and seat material code as follows:

Disc Material

AA = Alloy 20

S2NH = 316 Stainless Steel Nickel Coated Heat Treated

Shaft Material

S5S = 17-4 PH Stainless Steel Square Shaft (For use with Manual, PowerRac and Diaphragm Actuators)

S5R = 17-4 PH Condition J1150 Stainless Steel Round Shaft (For use with the G-Series Cylinder or Other Actuators)

Bearing Material

NSV = Nickel Stainless Steel with Fluoro Rubber Seal

All valve components, except NSV bearing, certified to NACE (MR0175).

S2V = 316 Stainless Steel, Nickel Plated/Heat Treated with Fluoro Rubber Seal (NACE).

Seat Material

TTS2 = PTFE/Titanium and 316 Stainless Steel, to 450°F (230°C)

RTS2 = Reinforced PTFE/Titanium and 316 Stainless Steel, to 500°F (260°C)

S2 = 316 Stainless Steel High temperature, to 700° F (370°C)

TIS2 = PTFE/Nickel-Chromium Alloy and 316 Stainless Steel, to 450°F (230°C)

RIS2 = Reinforced PTFE/Nickel-Chromium Alloy and 316 Stainless Steel, to 500°F (260°C)

Options

S2L = 316L Stainless Steel Jacket (Carbon Steel is standard)

DTR = DeZURIK Standard Certified Hydrostatic and seat test report.

Ordering Example:

BTG,6,W1,CS,G1,AA-S5S-NSV-TTS2*Actuator

Sales and Service

For information about our worldwide locations, approvals, certifications and local representative:

Web Site: DeZURIK.com E-Mail: info@DeZURIK.com



250 Riverside Ave. N. Sartell, Minnesota 56377 • Phone: 320-259-2000 • Fax: 320-259-2227

DeZURIK, Inc. reserves the right to incorporate our latest design and material changes without notice or obligation. Design features, materials of construction and dimensional data, as described in this bulletin, are provided for your information only and should not be relied upon unless confirmed in writing by DeZURIK, Inc. Certified drawings are available upon request.